

---

# Evaluating Web Sites of Online Activism

---

**M. Boudourides, I. Botetzagias & D. Kalamaras**  
With the assistance of **S. Eleftheriadis**

# Studied Activist Sites

1. twinside.org.sg	25. messengers.org.uk	49. wedo.org
2. i-sis.org.uk	26. unitedforpeace.org	50. ruckus.org
3. forumsocialmundial.org.br	27. uslaboragainstar.org	51. zmag.org
4. jubilee2000uk.org	28. internationalsocialist.org	52. apc.org
5. focusweb.org	29. lahaine.org	53. greenpeace.org
6. greencorps.org	30. ifg.org	54. quebec2001.net
7. swisscoalition.ch	31. citizen.org	55. fse-esf.org
8. 50years.org/	32. foei.org	56. portoalegre2003.org
9. econjustice.net	33. direct-action.org.uk	57. protest.net
10. attac.org	34. flag.blackened.net/blackflag	58. indymedia.org
11. eurodad.org	35. iww.org	59. infoshop.org
12. stopftaa.org	36. corpwatch.org	60. iatp.org
13. cph2002.org	37. s-j-c.net	61. stopesso.org
14. nadir.org/nadir/initiattiv/agp	38. worldbunk.org	62. witness.org
15. isgnweb.org	39. bretteonwoodsproject.org	63. internationalanswer.org
16. careinternational.org.uk	40. eco-action.org/efau	64. foodnotbombs.net
17. wilpf.org	41. socialistfuture.org.uk	65. the-activist.org
18. alliance2015.org	42. globalexchange.org	66. warresisters.org
19. stopwar.org.uk	43. halifaxinitiative.org	67. netactivist.dk
20. notinourname.net	44. nosweat.org.uk	68. boycotts.org
21. disobedience.org.uk	45. igc.org	69. thehacktivist.com
22. wri-irg.org	46. veteransforpeace.org	70. moles.org
23. resist.org.uk	47. peace-action.org	
24. humanshields.org	48. acorn.org	

# Type of Sites

Type	Frequency	Percent
<b>Related to Specific Events</b>	22	31.4%
<b>Affiliated to Organizations</b>	33	47.1%
<b>Offering Advocacy</b>	7	10.0%
<b>Alternative Media</b>	8	11.4%
<i>Total</i>	70	100.0%

# Stance Towards Globalization

Stance	Frequency	Percent
<b>Opposite</b> (and critical)	45	64.3%
<b>Sceptic</b> (accepting unavailability and discussing impact)	9	12.9%
<b>Positive-Supportive</b> (accepting underlying transformations)	0	0.0%
<b>Unknown-Unclear</b>	16	22.9%
<i>Total</i>	70	100.0%

# Political Positions

Positions	Frequency	Percent
<b>Moderate</b> (following mainstream or social-democratic or 'Third Way' policies)	10	14.3%
<b>Marxist-Leftist</b> (or anarchist etc.)	22	31.4%
<b>Ambivalent</b> (or politically 'colorless')	30	42.9%
<b>Not Appearing</b> (political positions are not disclosed nor implied)	4	5.7%
<b>Other</b> (than the first three)	2	2.9%
<b>Unknown-Unclear</b>	2	2.9%
<i>Total</i>	70	100.0%

# Various Issues

Issues	Frequency	Percent
<b>Protest Events (first half of 2003)</b>	54	77.1%
<b>Coverage of War (first half of 2003)</b>	52	74.3%
<b>Parallel Summits</b>	56	80.0%
<b>Against Neo-Liberalism</b>	53	75.7%
<b>Against Trade Deregulation</b>	51	72.9%
<b>Against Global Markets</b>	52	74.3%
<b>Labor</b>	55	78.6%
<b>Environment</b>	51	72.9%
<b>Global Inequalities</b>	56	80.0%
<b>Cultural Identities</b>	53	75.7%
<b>Democracy</b>	58	82.9%
<b>Direct Democracy</b>	47	67.1%
<b>Public Participation</b>	57	81.4%
<b>Civic Society</b>	57	81.4%
<b>Human Rights</b>	64	91.4%

# Information Provision

Type of Info Provision	Frequency (Percent)	
	Low	High
<b>Self-Presentation</b>	25 (35.7%)	42 (60%)
<b>Background</b>	20 (28.6%)	43 (61.4%)
<b>News</b>	8 (11.4%)	46 (65.7%)
	Frequency (Percent)	
<b>Links</b>	55 (78.6%)	
<b>Search</b>	44 (62.9%)	

# Web Deliberation

Type of Web Deliberation	Frequency (Percent)	
	Closed (Members)	Open (All)
<b>Online Contributions</b> (published synchronously)	8 (11.4%)	4 (5.7%)
	Frequency (Percent)	
<b>Feedback</b> (invited)	18 (25.7%)	
<b>E-Polls</b>	3 (4.3%)	

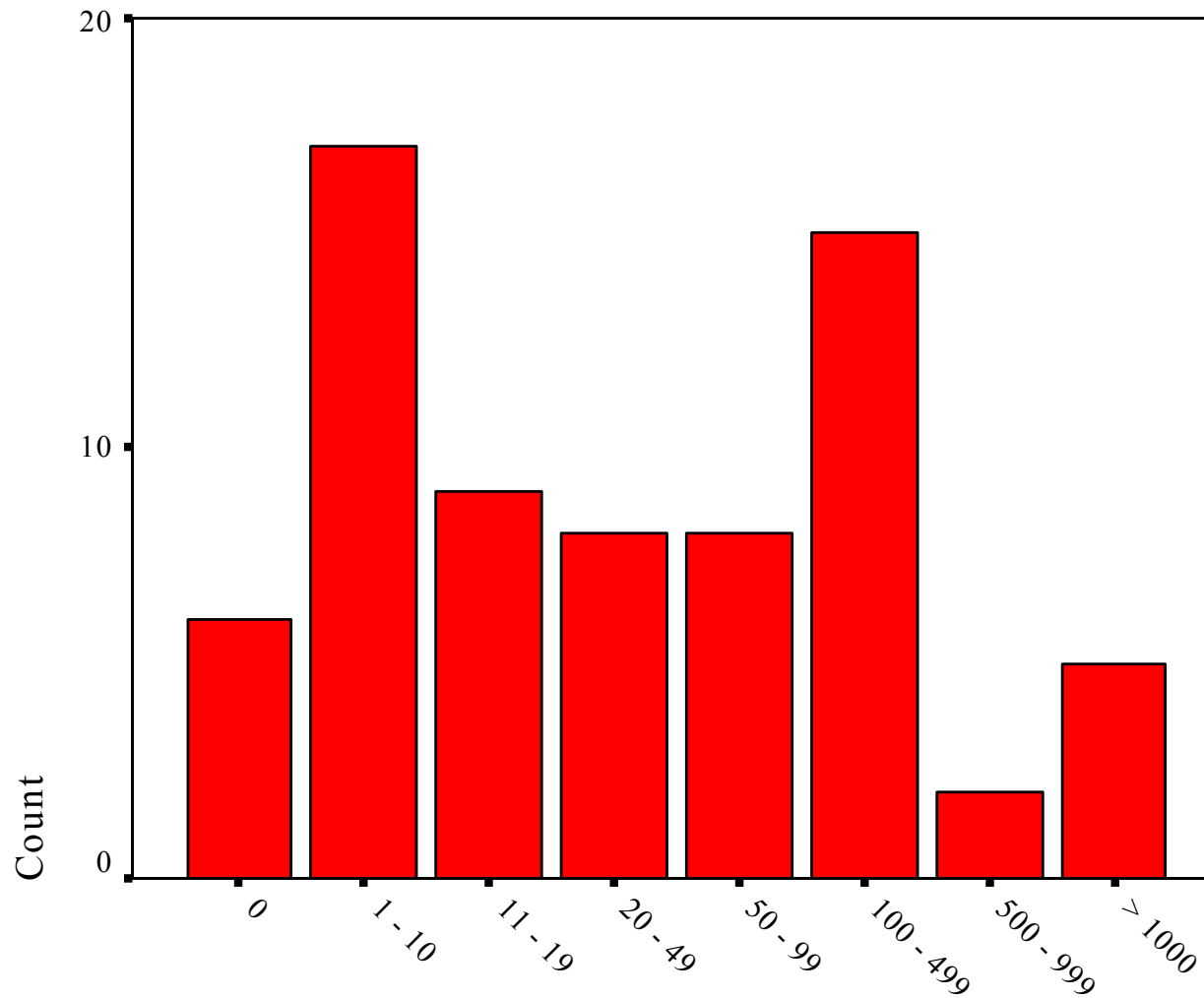
# Interactivity

Type	Frequency	Percent
<b>E-mail Communication</b>	68	97.1%
<b>Offline Contact</b> (post, phone, fax)	61	87.1%
<b>Mailing Lists</b>	41	58.6%

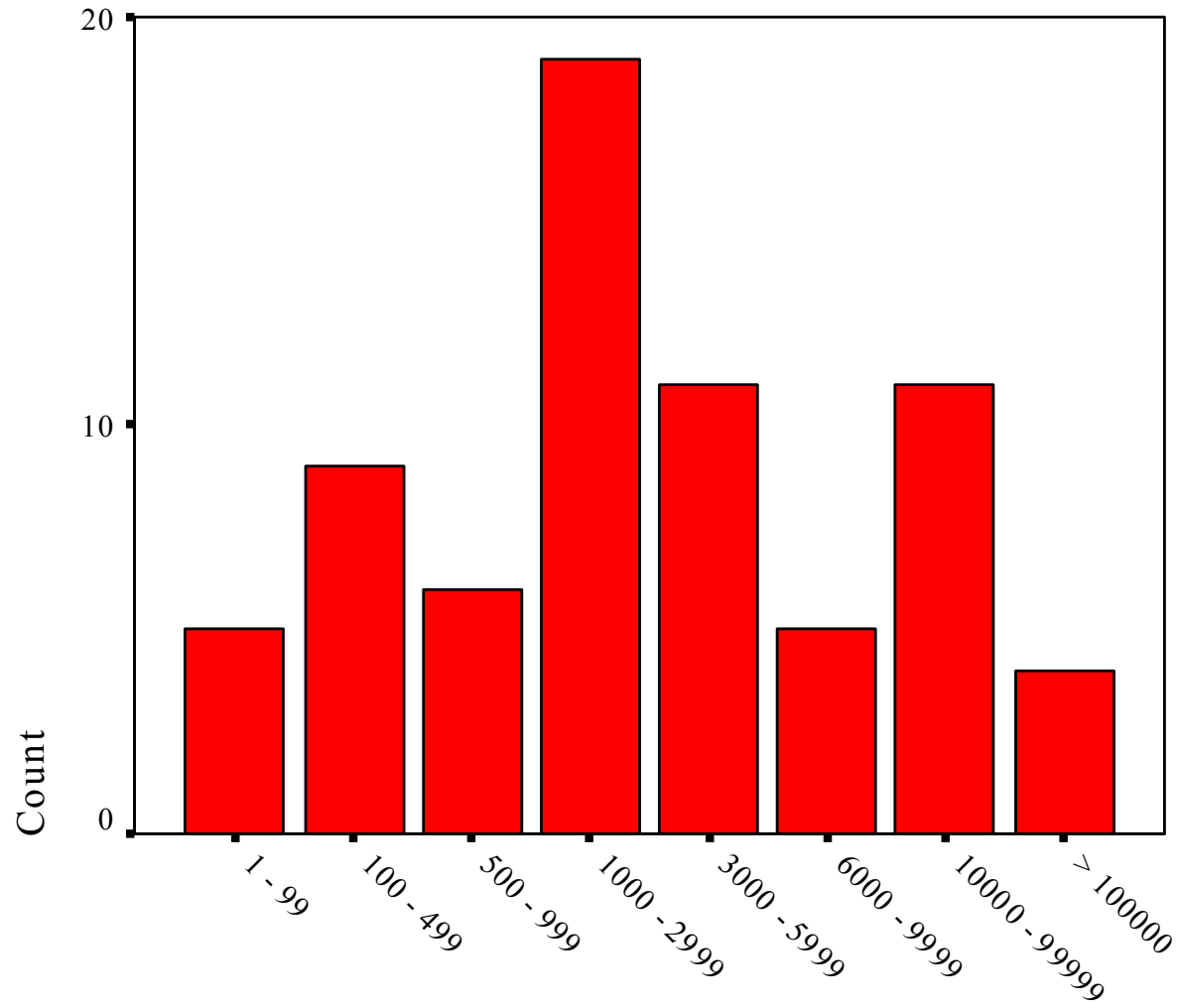
# Web Mobilization

Type	Frequency	Percent
<b>Calendar-Alerts</b> (upcoming events)	41	58.6%
<b>Membership</b> (invited)	35	50.0%
<b>Donations</b> (solicited)	41	58.6%
<b>Calls for Online Actions</b> (email petitions, site boycotts, hactivism etc.)	30	42.9%
<b>Activist Advices &amp; Technical Assistance</b>	14	20.0%

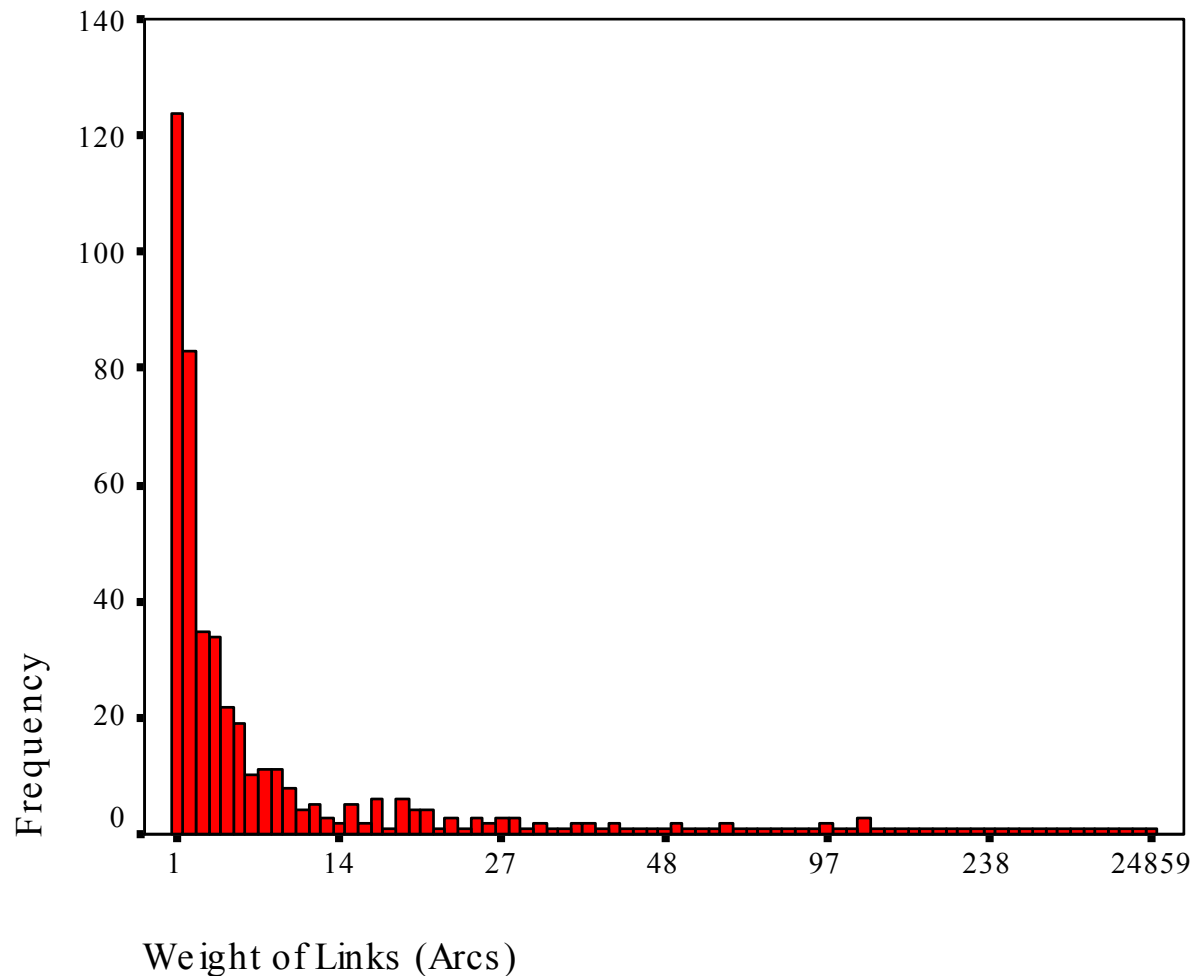
# Out-Going Links



# In-Coming Links



# Distribution of Links (Arcs) among Sites



475 links (arcs)  
Min weight = 1  
Max weight = 24859

Power law  
Scale-free network



# Centralities

	Degree	Closeness	Betweenness	Information
<b>corpwatch</b>	59,42	22,85	8,05	1,84
<b>greenpeace</b>	55,07	22,62	9,92	1,84
<b>globalexchange</b>	53,62	22,55	4,61	1,84
<b>indymedia</b>	52,17	22,48	6,64	1,84
<b>nadir-agp</b>	50,73	22,48	8,24	1,84
<b>apc</b>	50,73	22,33	8,48	1,84
<b>infoshop</b>	47,83	22,26	7,78	1,84
<b>igc</b>	46,38	22,26	3,30	1,84
<b>unitedforpeace</b>	40,58	21,91	4,58	1,84
<b>zmag</b>	40,58	21,84	2,29	1,84
<b>50years</b>	39,13	21,77	1,69	1,84
<b>focusweb</b>	37,68	21,77	1,05	1,83
<b>attac</b>	37,68	21,70	1,91	1,81
<b>citizen</b>	36,23	21,70	3,74	1,83
<b>foei</b>	31,88	21,23	1,28	1,83
<b>ifg</b>	30,44	21,23	0,75	1,82
<b>protest</b>	28,99	21,36	1,70	1,84
<b>internationalans</b>	28,99	21,36	0,79	1,83
<b>moles</b>	28,99	21,30	0,72	1,83

---

# Further Work To Be Done

- More Sites (Better Sampling?)
- Relationship between Political-Structural Variables and Web-Based Features
- Are Online Activist Sites Mimicking Offline Activist Practices?
- Are there Distinct Genres of Online Activism?